

THE PUNCHLINE






Tandem / Cluster Tooling




Add speed to your production time - Punch more - **FAST!**

With UniPunch modular tooling, you can punch more holes with each press stroke than any other system. If close hole centers cannot be obtained with individual standard units, UniPunch will design Custom Tandem Units to conform to your specific hole configurations.

All that is required is a drawing of your hole pattern and our engineers will provide a solid solution that is geared to your specific requirements. Email to info@unipunch.com

- Accurate Hole to hole tolerances 
- Multiple 2, 3, 4 or more hole patterns can be configured 
- Standard punches, dies and component parts are used eliminating down time
- Custom tandem units conform to UniPunch A or B series shut heights and die heights 



UniPunch twin Tandem Unit for straight-line hole pattern in aluminum channel.

UniPunch Cluster tooling for even closer hole to hole centers



Basic 2-hole cluster



20-hole cluster pattern



Combination notch & punch cluster

For a tooling quotation, just provide drawings or CAD files.

Our engineering department will review your requirements and recommend tooling for your application.

UniPunch Products, Inc. Phone: 800-828-7061 | Fax: 800-453-3994 | www.unipunch.com